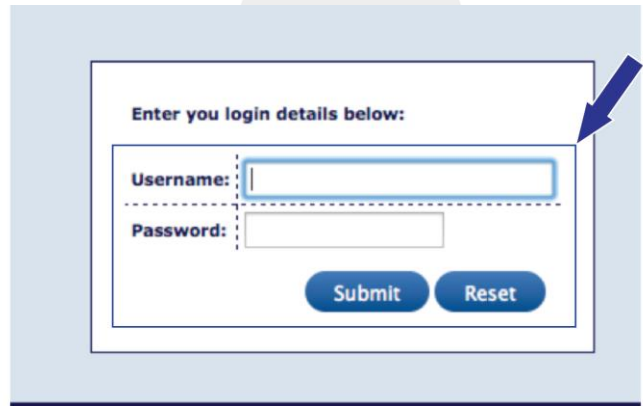


MIMECAST password setup

1. Open the website : <https://www.adept.co.za/portal/clients>
2. Type in your email address and default password (if a new user) or your existing password



Enter your login details below:

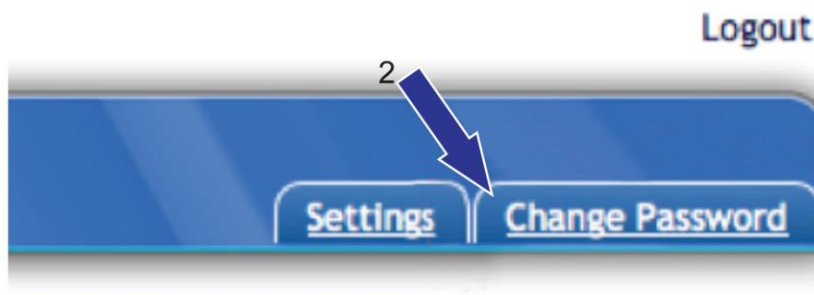
Username:

Password:

Submit Reset

1

3. Click on Change Password in the top right corner



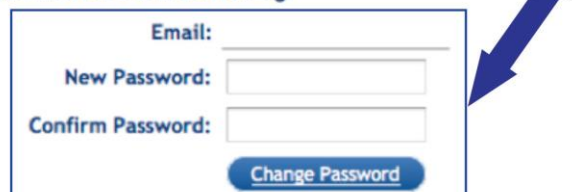
Logout

Settings Change Password

2

4. Type in your new password and confirm it below; click on Change Password

Change your email password (and related auth smtp passwords)
Note for security reasons it is recommended that you use a strong password
your password should be a mixture of lower case letters, upper case letters, digits
and even the use of punctuation marks and special characters like []&%\$#@ is advised.
Your password must be at least 6 characters long.



Email:

New Password:

Confirm Password:

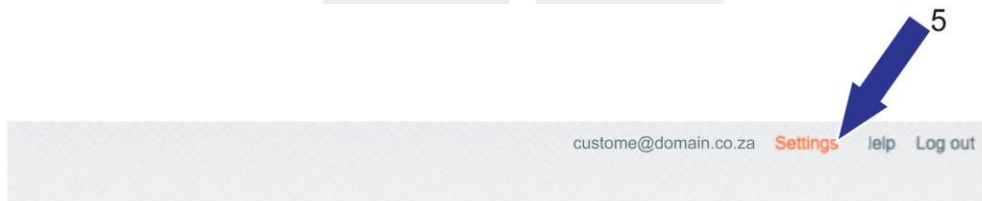
Change Password

3

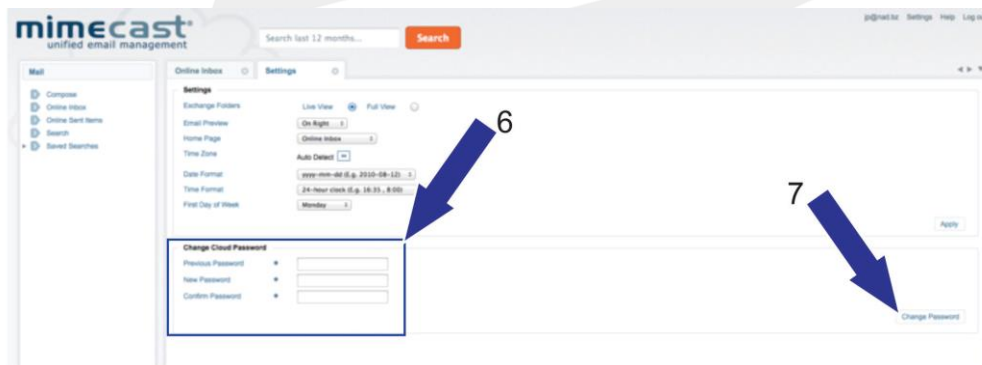
5. Open the website : <https://webmail-za.mimecast.com/webMail/login.jsp>
6. Type in your email address and default password (if a new user) or your existing password



7. Click on Settings in the top right corner



8. At the Change Password section, fill in your password as listed in the fields and click on Change Password



Note that this password should be your personal password and may not be given to anyone.